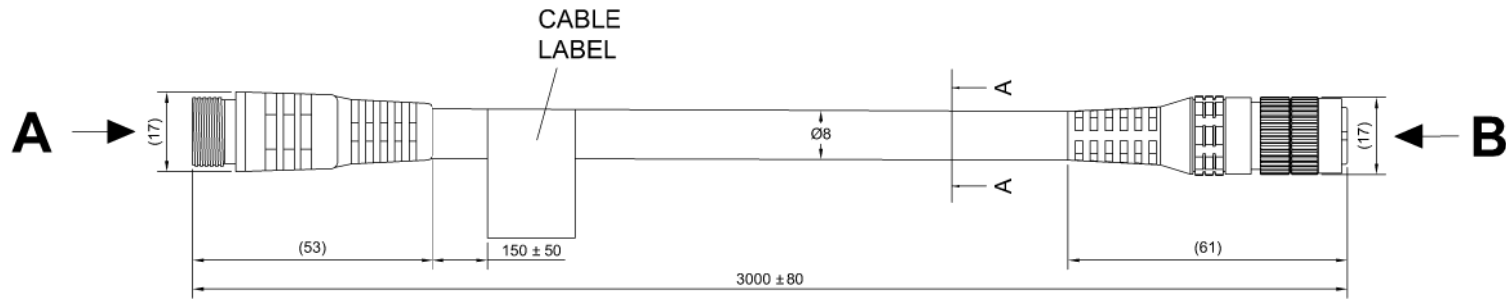


Revision Notes				
R1 -				
APA: -	Drawn:-	Checked:-	Approved:-	Date: --/--/----

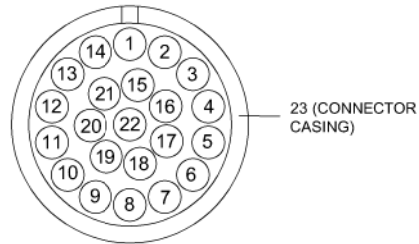
CONNECTION MATRIX

VIEW B WIRE COLOUR	RED	WHITE/BLACK	BLUE	BROWN	LIGHT BLUE	SHIELD	YELLOW	WHITE/YELLOW	LIGHT RED	WHITE	PURPLE	SHIELD	WHITE/RED	WHITE/GREEN	ORANGE	LIGHT GREEN	GREEN	WHITE/ORANGE	WHITE/BLUE	WHITE/LIGHT GREEN	SHIELD	SHIELD	BLACK
VIEW A PIN NUMBER	1	2	3	4	5	6	7	8	9	10	11	12	13	14	15	16	17	18	19	20	21	22	23
VIEW B PIN NUMBER	1	2	3	4	5	6	7	8	9	10	11	12	13	14	15	16	17	18	19	20	21	22	23
DESCRIPTION	VCC	TRIG. 3	TRIG. 2	TRIG. 4	TRIG. 1	GND	CA1 VID	CA1 AUD	CA1 12V	CA2 VID	CA2 AUD	GND	CA2 12V	CA3 12V	CA4 VID	CA4 AUD	CA4 12V	CA3 VID	CA3 AUD	TRIG. 5	GND	GND	GND

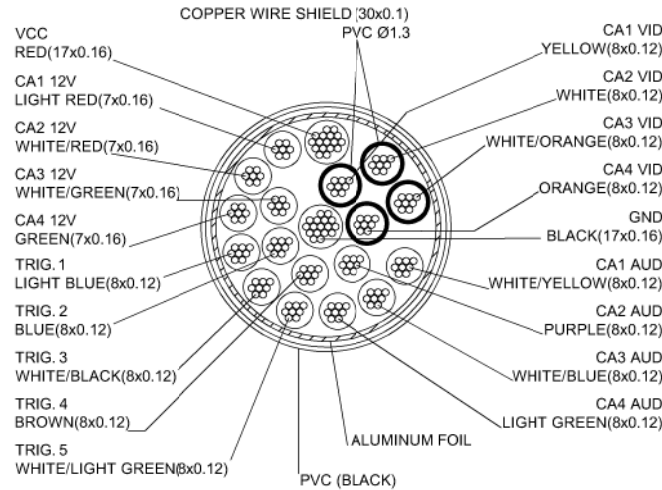


SECTION A - A

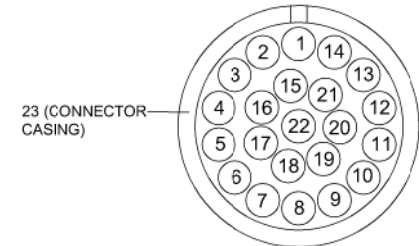
VIEW A



22 PIN FEMALE MATING FACE



VIEW B



22 PIN MALE MATING FACE

NOTES

- INTERNAL CABLE SHOULD BE ONE CONTINUOUS LENGTH BETWEEN CONNECTORS.
- FOR CABLE LABEL AND PACKAGING DETAILS REFER TO MASTER BOM.

PROPRIETARY NOTICE

THIS DESIGN AND TECHNICAL INFORMATION APPEARING ON THIS DRAWING IS THE PROPERTY OF BRIGADE ELECTRONICS, AND IS DISCLOSED IN CONFIDENCE. IT IS NOT TO BE COPIED, REPRODUCED, REVEALED TO OR EXPROPRIATED BY OTHERS, EITHER IN WHOLE OR IN PART WITHOUT THE EXPRESS WRITTEN CONSENT OF BRIGADE ELECTRONICS.



Assembly PI Approval W.WU (19/02/2021)	Approved by S.LAVER	Checked by S.GOVENDER	Drawn by J.STEWART
Angle of Projection	Units mm	Scale N/A	Released 24/03/21
Third Angle	Status RELEASED	VBV-XHFM003	
	Part No 6445	BE-004513-00-21	